

## MK Series WIDE-ANGLE CAMERA DOOR STATION

Model: **MK-DS/B** 

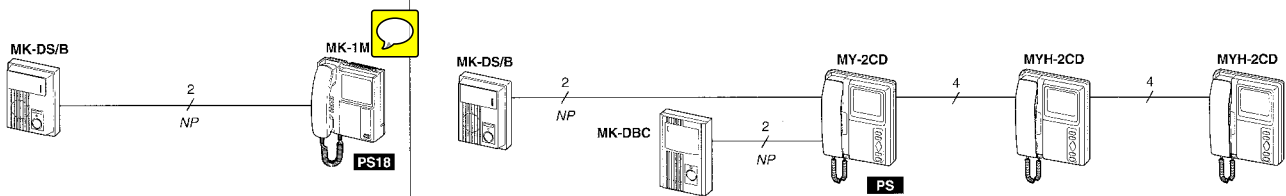
### INSTALLATION & OPERATION MANUAL

## 1 DESCRIPTION

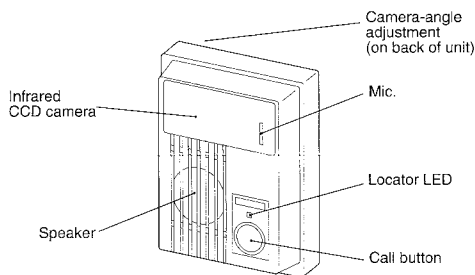
MK-DS/B is a fixed position camera system, and installs with either master station with monitor MK-1MD/A or MY-2CD or other MY video monitor MY-CU, etc.

#### ■ Package Contents

- Wide angle camera door station MK-DS/B
- Packet of screws
- Installation & Operation Manual



## 2 NAMES & FEATURES



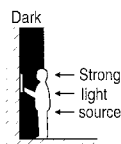
#### ■ FEATURES

- Wide-angle viewing. 70cm (2'3") Vertical and 100cm (3'3") Horizontal
- Max. 200m (650') distance
- Single-gang surface wall mounting, with plastic cover
- Infrared CCD camera for clear viewing in the dark
- Camera angle upward adjuster

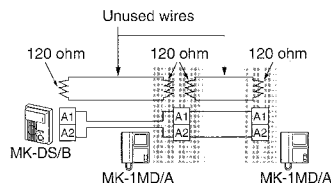
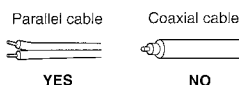
## 3 INSTALLATION & WIRING

#### ■ Mounting location

MK-DS/B employs CCD camera and the performance can be affected by bright direct light, such as strong sunlight, gate light, or street or porch light which comes directly into the camera lens.



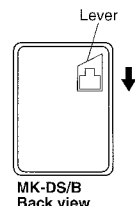
#### ■ Cable requirements



- Use a parallel conductor cable. Coaxial cable should not be used.
- When existing chime wires are used, it is possible that the wires may contain high voltage current. Locate and remove the AC transformer before actually connecting MK-DS/B.
- Extra pair(s) in the installed cable can affect image quality, and must be terminated with a 120 ohm resistor at each end on both MK-DS/B and MK-1MD/A, MY-2CD, etc., and also on both Master and Sub stations w/monitor.

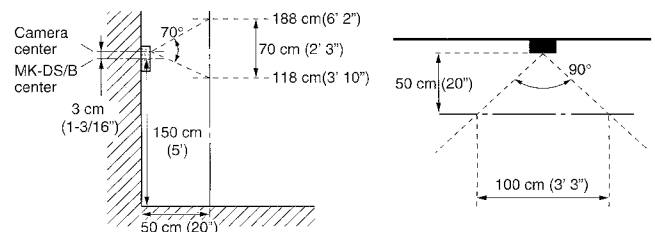
#### ■ When camera height is too low

MK-DS/B is equipped with a camera-angle adjuster on back of the unit. Pull down the lever to adjust the camera angle up by 14°.

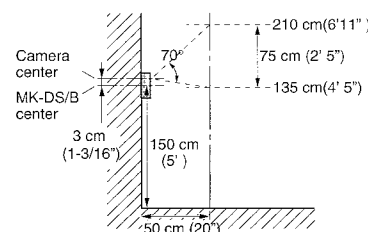


#### ■ Image view area

- When camera is positioned horizontally;

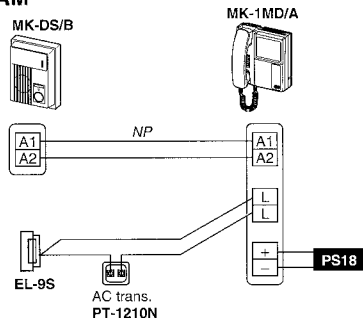


- When camera angle is upwardly adjusted;



## ■ WIRING DIAGRAM

### • MK-1MD/A system

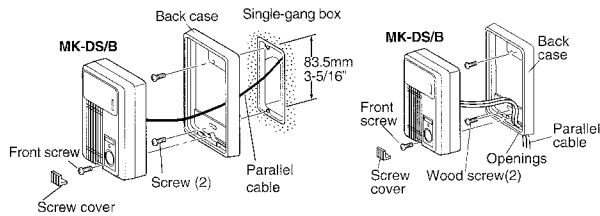


\* EL-9S door release wires must be separately jacketed.

PS18 : PS-18YC/A or PS-18YE

PT-1210N : North America only.

## 4 MOUNTING



1. Pull off the front screw cover at bottom. Loosen a screw and separate MK-DS/B from back case.
2. Attach the back case to single-gang box or wall.
3. Terminate parallel wires on A1, A2 terminals. Secure insulation against direct weather.
4. Aligning at top, mount MK-DS/B on back case.
5. Fasten the screw and reattach the screw cover.

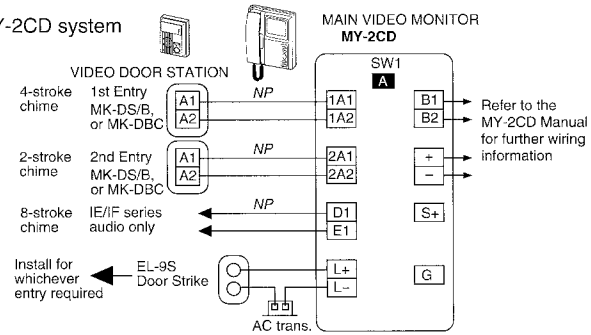
## 5 OPERATIONS

Single touch of Call button activates own camera to provide image of entry approx. 45 sec. timed, on the inside monitors.

The caller is to stand at 50cm (20") distance in front of camera. Projects infrared up to 50cm (20"), and sees identifiably image in near darkness.

The inside monitor/intercom hears chime(or audio) tone and picks up or depress a selector button to reply. Talk handsfree in proximity.

### • MY-2CD system



## 6 TECHNICAL PRECAUTIONS

### Mounting location

- MK-DS/B is weather-resistant, but for best results it should be protected from direct weather conditions.

### Temperature

- MK-DS/B is rated to operate at temperatures between -10°C and 60° (14° and 140°F). When the outside temperature lowers rapidly, the camera lens may fog up slightly, causing blurry picture at the inside monitor. The picture will return to normal shortly.
- Do not apply any caulking seals around the video door station. The openings at bottom will allow moisture to dissipate.

### Poor lighting conditions

- MK-DS/B infrared illumination will light image of a caller when positioned within 50cm (20") in front of the camera, and will see in near darkness (1 Lux of light).

### Cleaning

- Clean the unit with a soft cloth and neutral household cleanser. Do not use any abrasive cleaner or cloth.

## 7 SPECIFICATIONS

**Power source** : DC 18V system. Power is fed by master station w/monitor.

**Camera unit** : Infrared CCD camera.

**Scanning line** : 525 lines.

**Image view area** : 70cm (2'3") Vertical and 100cm (3'3") Horizontal at 50cm (20") distance

**Minimum illumination** : 1 Lux or less at same distance

**Wiring distance:**

Diameter	0.65mm	1.0mm	22AWG	18AWG
• MK-DS/B~MY-2CD	100m	200m	330'	650'
• MK-DS/B~MK-1MD/A				

**Dimensions** 130 H x 98 W x 37.5 D(mm).  
5-1/8" H x 3-7/8" W x 1-1/2" D.

**Weight** 230g (0.51 lbs.) approx.

This equipment has been tested and found to comply with the limits for a Class B digital device, pursuant to Part 15 of the FCC Rules. These limits are designed to provide reasonable protection against harmful interference in a residential installation. This equipment generates, uses, and can radiate radio frequency energy and, if not installed and used in accordance with the instructions, may cause harmful interference to radio communications. However, there is no guarantee that interference will not occur in a particular installation. If this equipment does cause harmful interference to radio or television reception, which can be determined by turning the equipment off and on, the user is encouraged to try to correct the interference by one or more of the following measures:

- Reorient or relocate the receiving antenna.
- Connect the equipment into an outlet on a circuit different from that to which the receiver is connected.
- Increase the separation between the equipment and receiver.
- Consult the dealer or an experienced radio/TV technician for help.

## WARRANTY

Aiphone warrants its products to be free from defects of material and workmanship under normal use and service for a period of two years after delivery to the ultimate user and will repair free of charge or replace at no charge, should it become defective upon which examination shall disclose to be defective and under warranty. Aiphone reserves unto itself the sole right to make the final decision whether there is a defect in materials and/or workmanship; and whether or not the product is within the warranty.

This warranty shall not apply to any Aiphone product which has been subject to misuse, neglect, accident, or to use in violation of instructions furnished, nor extended to units which have been repaired or altered outside of the factory. This warranty does not cover batteries or damage caused by batteries used in connection with the product.

This warranty covers bench repairs only, and any repairs must be made at the shop or place designated in writing by Aiphone.

Aiphone will not be responsible for any costs incurred involving on site service calls.

AIPHONE CO., LTD., NAGOYA, JAPAN  
AIPHONE CORPORATION, BELLEVUE, WA, USA  
AIPHONE EUROPE N.V., ANTWERP, BELGIUM

MK-DS/B-I(E) 0701A

**AIPHONE®**  
Providing Peace of Mind

Printed in Japan (E)