

# LEF-5-NE/LEW-5-NE

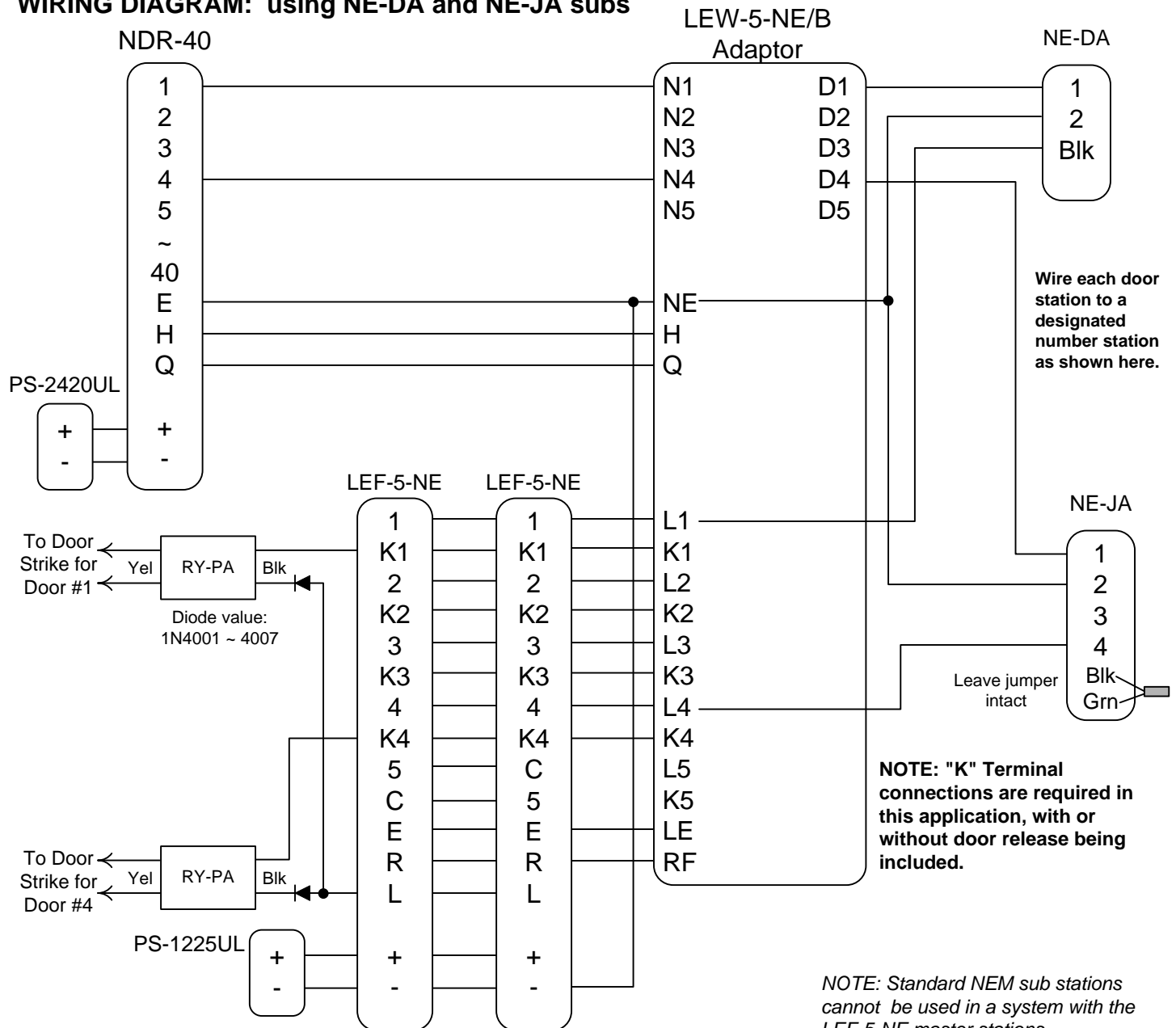
5-call Master Station

**Master Station for use with the NEM and NDR Systems**

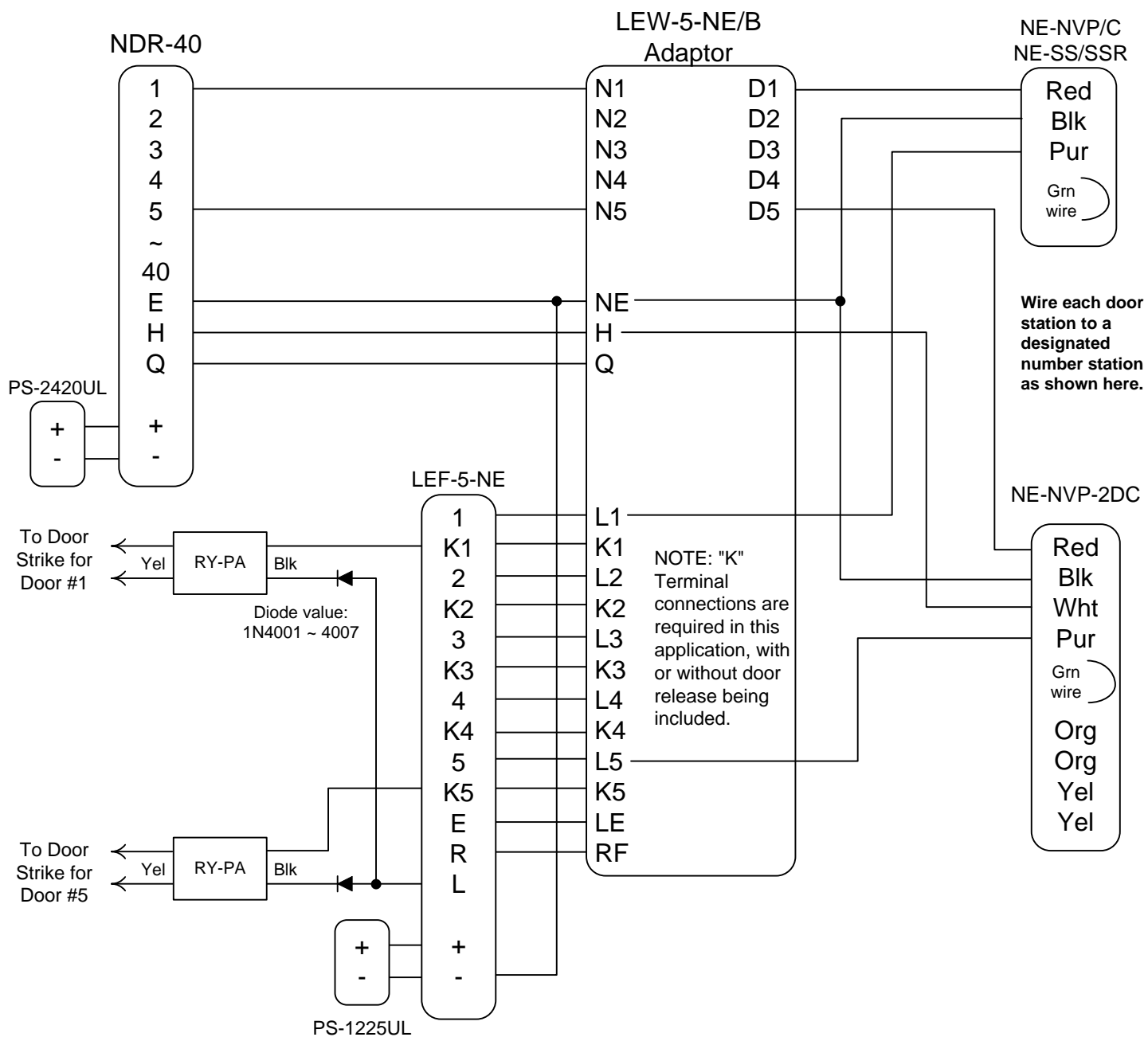
## - INSTRUCTIONS -

The LEF-5-NE is a 5-station master, equipped with a door release button, and able to integrate into a larger NEM or NDR system. In applications where up to 5 door stations needs to be answered from the main NEM/ NDR master as well as additional small master stations, the LEF-5-NE can be used. **The LEW-5-NE adaptor is required.** This system can be used with the following subs: **NE-DA, NE-JA, NE-SS/SSR, NE-NVP/C, NE-NVP-2DC, NE-NVP-RA.**

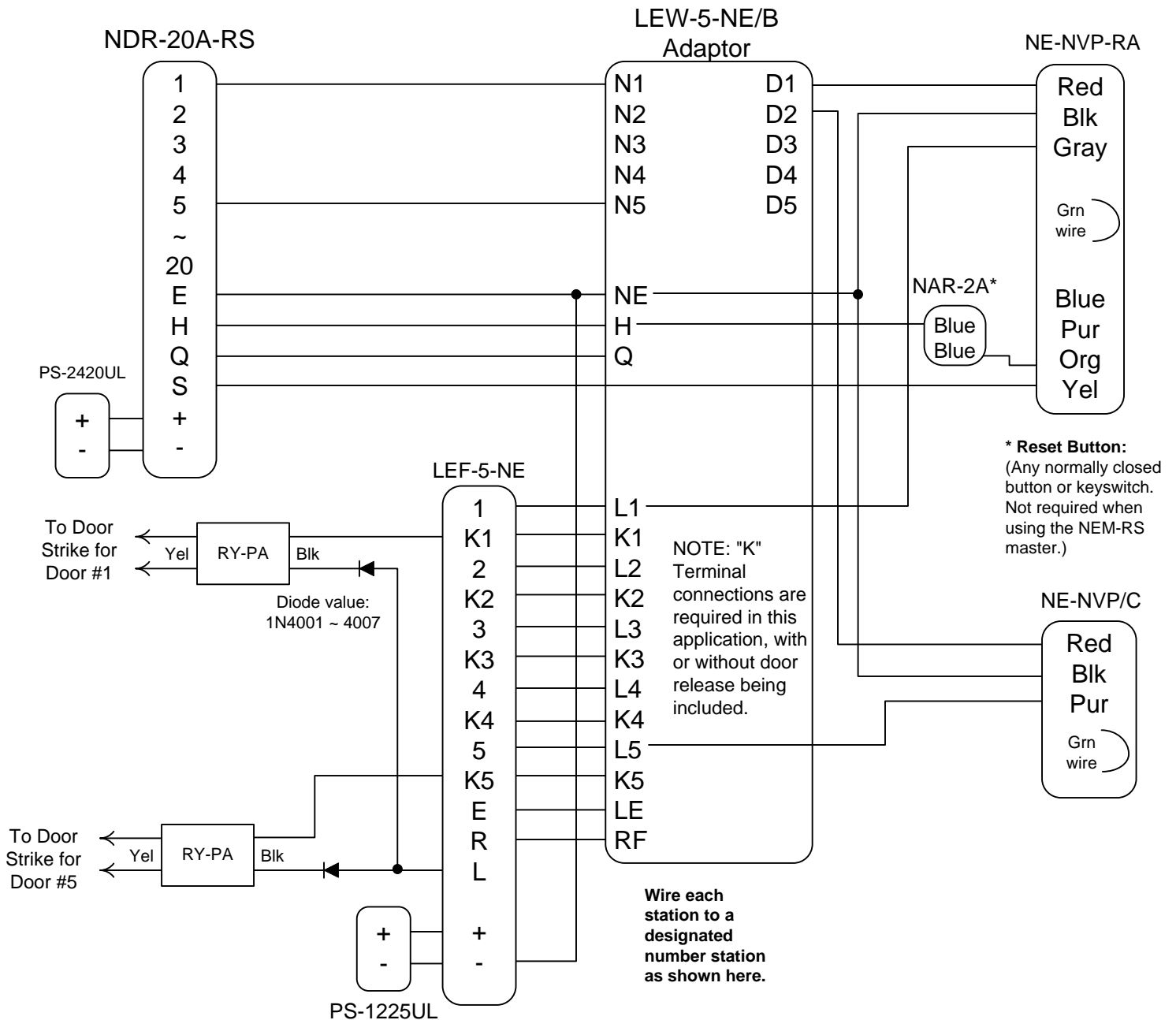
### WIRING DIAGRAM: using NE-DA and NE-JA subs



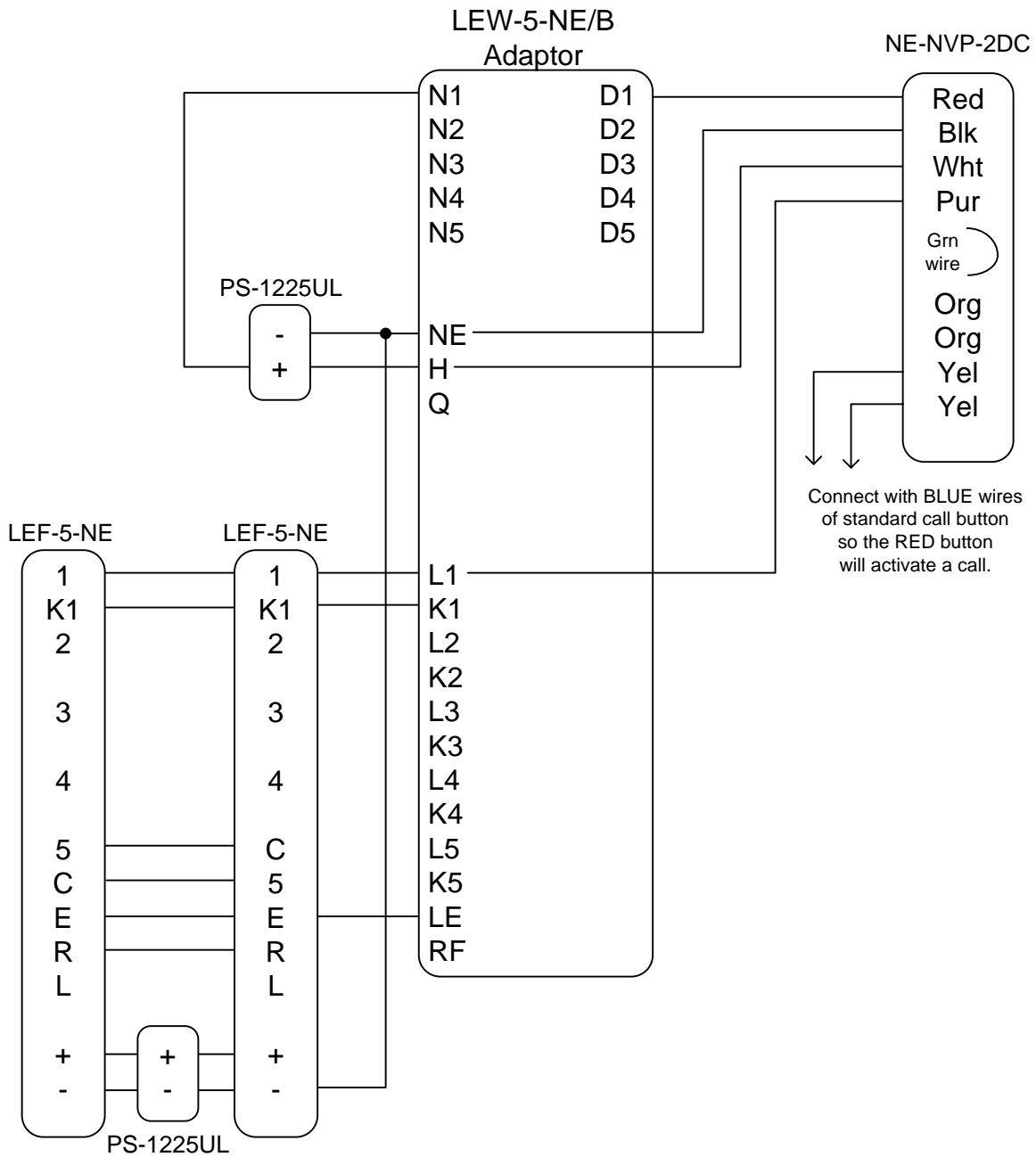
# **WIRING DIAGRAM: using NE-NVP/C, NE-SS/SSR, and NE-NVP-2DC subs**



## WIRING DIAGRAM: using NE-NVP-RA sub



# **WIRING DIAGRAM: with no NEM or NDR master being used**



## OPERATION:

1. Pressing the call button at the door/sub station will activate the call tone, plus light the appropriate station LED at the NEM/NDR master. The call tone will be heard at the LEF-5-NE master(s) continually until the call is answered from any master in the system.
2. To answer the call on the LEF or NEM/NDR master, press the station button corresponding to the lit LED, then press TALK to speak to the visitor. When the first master answers the call, the Occupied lamp will be lit on all other masters. *DO NOT answer the call if the Occupied lamp is lit.*
3. Communication at the master station is "press-to-talk, release-to-listen". Communication at the door station is hands free.
4. With communication established to the door station, pressing the door release button will activate the door release mechanism at the corresponding door.
5. When the call is completed, press OFF on the LEF master, or the associated black OFF button on the NEM/NDR master. The Occupied lamp will go out on all masters when the call is cancelled.

## SPECIFICATIONS:

Power Source:	12V DC at master. Use PS-1225UL.
Communication Output:	800mW @ 20 ohms (receive); 500mW @ 20 ohms (transmit)
Communication:	Push-to-talk, release-to-listen at master station. Hands free at sub station.
Calling:	Master to sub: By voice Sub to master: Mono-electronic call tone
Compatible Remotes:	NE-DA, NE-JA, NE-SS/SSR, NE-NVP/C, NE-NVP-2DC, NE-NVP-RA
Wiring:	3 conductors from door/sub to LEW-5/NE Adaptor (Aiphone #822203) 2 common plus 2 individual conductors per door from LEW-5-NE to LEF-5-NE (Max. 12 conductors with 5 door stns) (Aiphone #822212) 7 conductors from LEW-NE to NEM/NDR master (Aiphone #822212) 2 conductors from master to their respective power supply. <b>Shielded cable is recommended.</b>
Wiring Distance:	420' with 22AWG; 1,000' with 18AWG.
Dimensions (H x W x D):	7" x 5-1/2" x 2-1/4" (dimensions are for the LEW-5-NE)