

LEF-LD

LEF Loudspeaker Intercom System for Long Distance and Elevator Applications

**LEF-3-LD, LEF-3L-LD, LEF-5-LD, LEF-10-LD, LEF-10S-LD
LEF-3C-LD, LEF-5C-LD, LEF-10C-LD**

- INSTRUCTIONS -

The LEF-LD system is designed with the capability to operate at greater distances and for use in elevators. The sub stations are available in either surface or flush mount styles. Any LEF, LAF-C/CA, or LDF master can be modified for Long Distance. This is a **SINGLE MASTER SYSTEM ONLY**.

IMPORTANT:

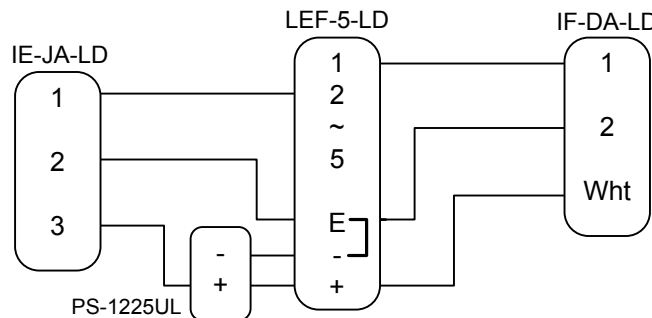
Only the IF-DA-LD, IE-JA-LD, IE-SS-LD and IE-SSR-LD will function with these LD style masters. Standard LE- or LS-series sub stations cannot be used with LEF-LD masters. In addition, the remote stations listed above will only function with the "LEF-LD, LAF-LD or LDF-LD" model master stations.

WIRING DIAGRAMS:

Method A:

3 conductors homerun from master to each sub.

NOTE: "C" terminal of the master station is not used in this system.



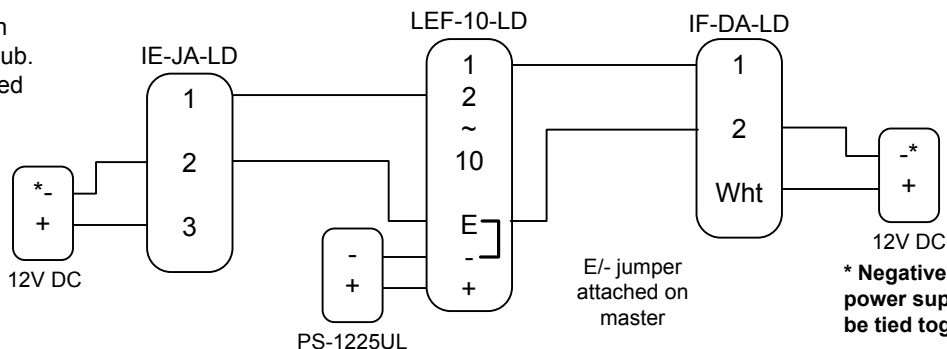
Note:

A jumper between E & - must be attached on the master. On surface/desk mount LEF masters, the jumper is factory installed. On LEF-C series masters, the jumper must be added.

Method B:

2 conductors homerun from master to each sub.
12V DC power provided at each sub station location.

* Negatives of remote power supplies must be tied together.



* Negatives of remote power supplies must be tied together.

LEF Master Terminal Definitions:

- 1~10 Selective call/communication terminal for each call button
- E Common communication
- + 12V DC
- Negative, common call signal

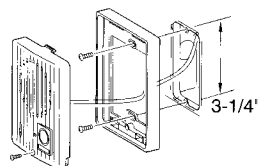
IF-DA-LD Sub Station:

- 1 Call-in and Communication
- 2 Common
- White +12V DC (connect to + of PS-1225UL)

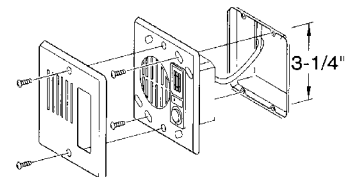
IE-JA-LD Sub Station:

- 1 Call-in and Communication
- 2 Common
- 3 +12V DC (connect to + of PS-1225UL)

IF-DA-LD Mounting:



IE-JA-LD Mounting:



Wiring Distance: 22 AWG = 2000'; 18 AWG = 4000'
Use Aiphone #822202 or #821802 wire.

NOTE:

Only wiring concerning the LEF-LD is shown here. For additional installation information (door release wiring, operation, mounting), please refer to the standard instructions. This is a **SINGLE MASTER** system only.