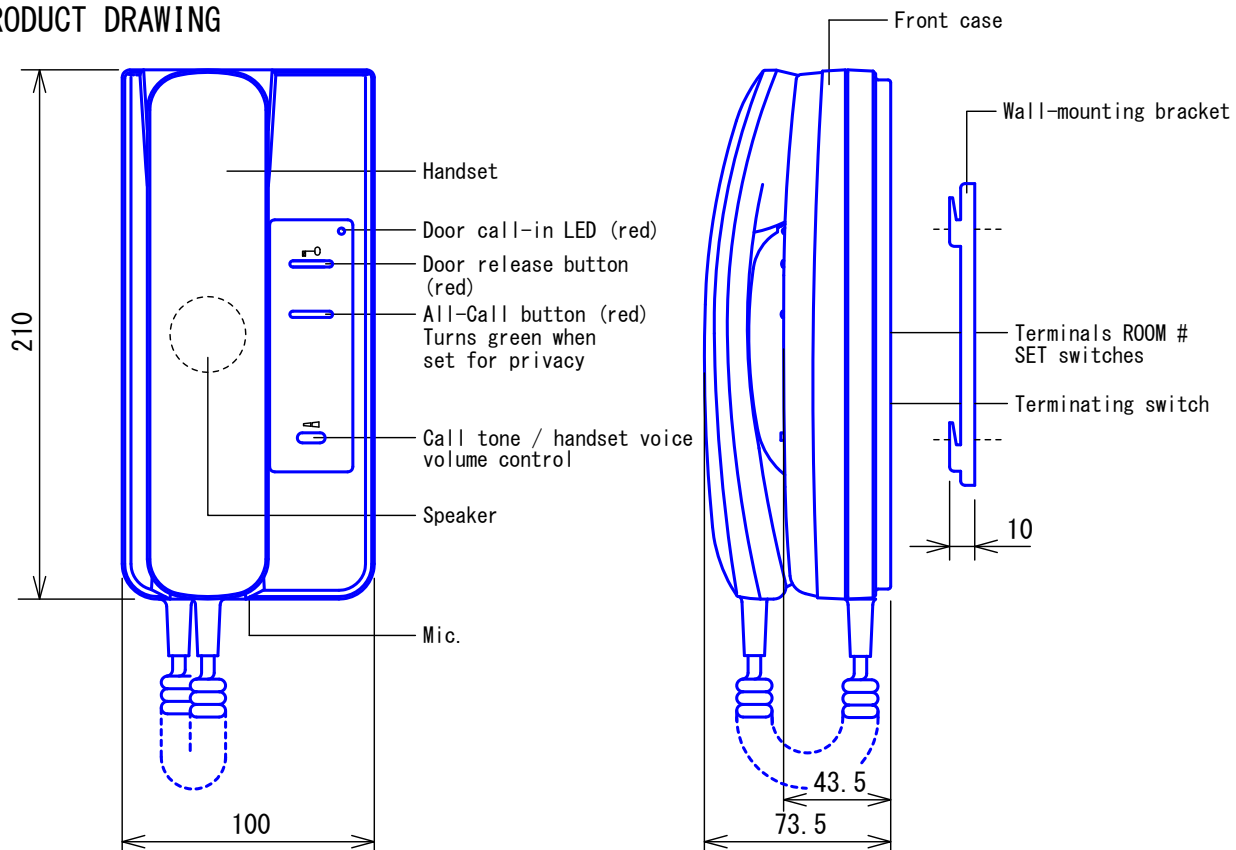
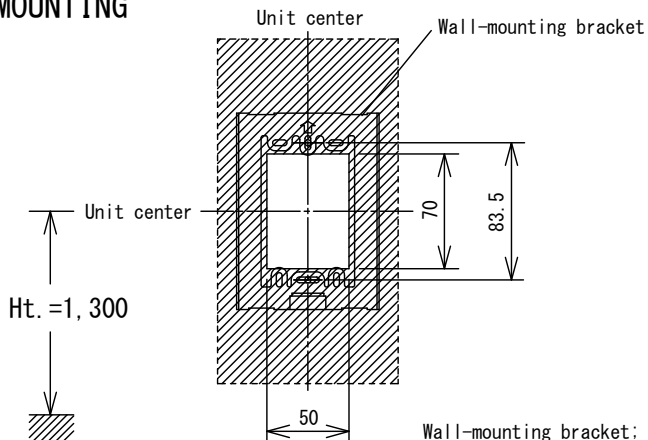


■ PRODUCT DRAWING



● MOUNTING



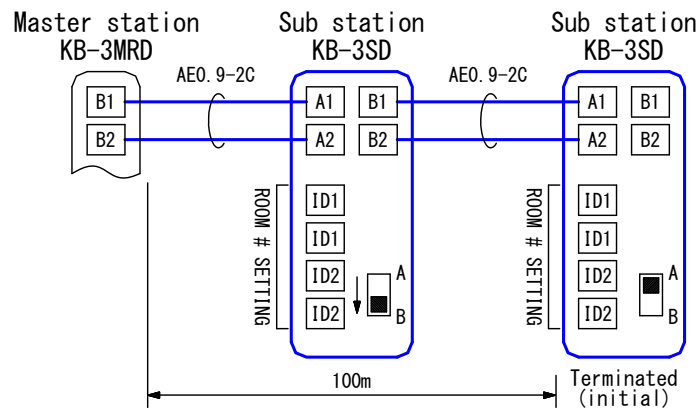
Wall-mounting bracket; Single-gang 83.5mm guided.
50W x 70H; Cutout when gang box is provided.

■ SPECIFICATIONS

Power source	22V DC(supplied from Master station)
Current consumption	85mA(max.). 50mA(in standby)
Type of communication	Handset simultaneous communication
Mounting	Surface wall mount
Electrical box	Single-gang box
Housing	Fire-retardant ABS plastic
Weight	460g(approx.)
Unit color	Snow white
Remarks	Used for KB-3MRD system. Max. 2 in lieu of KB-3HRD Sub station (color monitor).

DESCRIPTION	FIG. NAME		UNIT	DATE
SUB STATION (Audio only)	PRODUCT/SPECIFICATIONS		mm	4 June, 2003
MODEL NO.	FIG. NO.	PAGE	REVISION	AIPHONE
KB-3SD	40048301-1-2	1/2	3	

■ WIRING DIAGRAM



■ RESTRICTIONS

- KB-3SD is compatible with KB-3MRD Master station system only.
- Do not mount KB-3SD in the following locations;
 - Places under direct sunlight, or near heating equipment that varies in temperature.
 - Places subject to iron dust, dust, oil, chemicals, hydrogen sulfide (hot spring), etc.
 - Places subject to moisture and humidity extremes, such as bathroom, cellar, greenhouse, etc.
 - Places where the temperature is quite low, such as inside a refrigerated area or in front of air-conditioner.
 - Places subject to steam or smoke (heating or cooking surfaces).
- Selective call is not available between room stations (Vocal calling to all stations).
- Door call-in restriction is not available.
- RESTRICTIONS ON WIRING for KB-3MRD Master station shall be met.

■ FUNCTIONS

- Receiving a call from door station and entering communication by lifting handset
Door 1 : 4-tone chime & red LED. Door 2 : 2-tone & green. Door 3 : 8-tone & orange.
- Handsfree reply to a room call-in (after pre-tone sounds double)
- Setting for privacy or release (Press "ALL Call" more than 2 sec.)
- All-Call the inside stations by pressing ALL CALL button (Pre-tone and vocal calling)
(ALL CALL button blinking, turns steadily lit upon replied)
- Having door strike activated by holding down Door release button
(Door release LED is steadily lit).
- Adjusting call tone/handset voice volume by pressing Volume control.
(In standby; STANDARD - HIGH - OFF. In any communication; STANDARD - HIGH - VERY HIGH.)

■ SETTING

- Setting for termination (on the farthest Station).
- Setting for ROOM #;

	②	③	④	⑤
ID1 ID1	Shorted	—	Shorted	—
ID2 ID2	Shorted	Shorted	—	—

Note: Room station #1 can not be set for Sub station.

DESCRIPTION SUB STATION (Audio only)	FIG. NAME WIRING/RESTR. /FCN. /SETTING	UNIT mm	DATE 22 October, 2019
MODEL NO. KB-3SD	FIG. NO. 40048301-2-2	PAGE 2/2	REVISION 5 AIPHONE