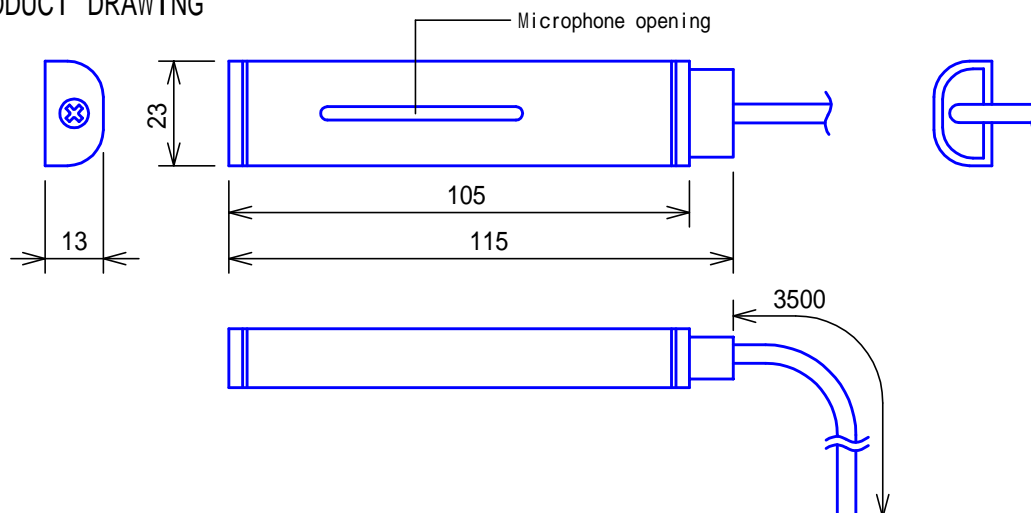
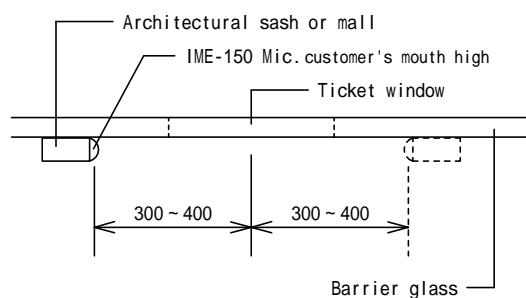


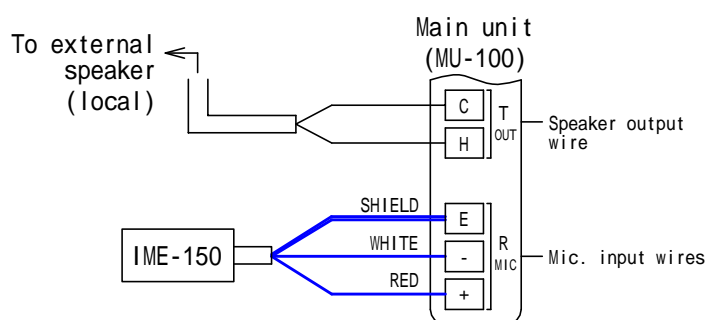
PRODUCT DRAWING



MOUNTING



WIRING DIAGRAM



RESTRICTIONS

Mic. unit (IME-150) shall be located most ideally 300 to 400mm away to either left or right up to the center of counter window, and at the height of Customer's mouth. To attach along the mall or sash, clean the surface and employ double-coated adhesive industrial tape, which is strong enough to adhere aluminum and glass surface. Speaker (used w/Mic. unit) shall be located easiest-to-hear overhead of Customer. The connecting wires shall be through the sash or mall. The optional microphone is not water or detergent-resistant.

FUNCTIONS

Differential mic. unit (IME-150) is co-used with an External Speaker unit at Customer's side. (in lieu of Acoustic tube installation)

SPECIFICATIONS

Mic. unit	Condensor-microphone, unidirectional.			
Mounting	Attached along the surface of mall or sash.			
Cable	2-conductor shielded wire. Solid copper conductor 1.2mm , or thinner up to 0.65mm compatible.			
Weight	150g(approx.)			
DESCRIPTION (Security window OPTIONAL MICROPHONE intercom)	FIG. NAME PRODUCT/SPEC./WIRING/RESTR./FCN.	UNIT mm	DATE 24 June, 2005	
MODEL NO. IME-150	FIG.NO. 01809301-1-1	PAGE 1/1	REVISION 1	AIPHONE