

# MDM Series Paging Amplifier

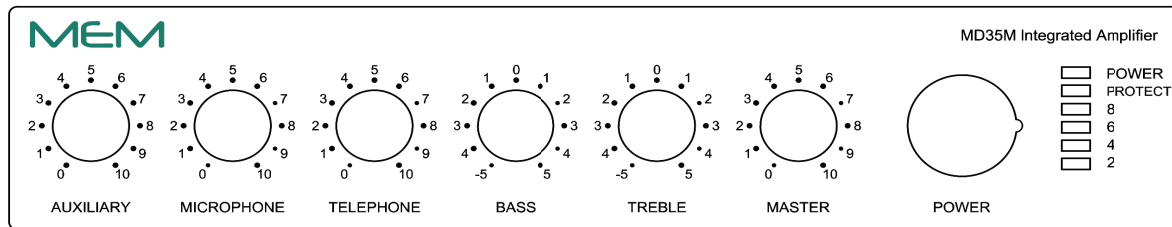
Provided by Aiphone

**MD35M (35W), MD60M (60W), MD120M (120W)**

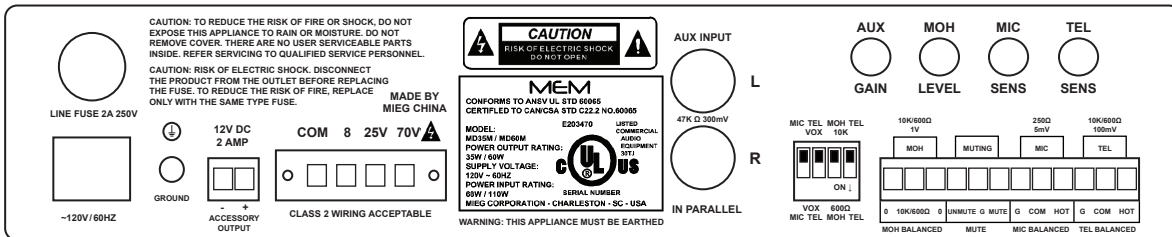
## - Supplemental Wiring Instructions for Connecting with Aiphone Systems -

Aiphone offers amplifiers to provide paging and other features for many of our systems. These amplifiers are manufactured by MIEG Corporation and are available in 35W, 60W, and 120W sizes. This supplemental instruction manual includes wiring diagrams for applications with Aiphone systems. See the included MDM Installation and Operation Manual for complete information on switch settings and adjustments.

### Front Panel Controls



### Rear Panel Inputs - Outputs



MODEL	WATTAGE
MD35M	35 Watts
MD60M	60 Watts
MD120M	120 Watts

### INPUTS

Mic (250Ω, 5mV)  
Telephone (600Ω/10kΩ, 100mV)  
Aux (47kΩ, 300mV)

### OUTPUTS

Speaker Output (8Ω, 25V, 70V)  
MOH Balanced Output

Some Aiphone systems require separate adaptors to add paging to the system. Match the appropriate paging adaptor with the system being used. Choose the amplifier based on output requirements for your application.

### PAGING ADAPTOR

AXW-PA1  
BA-1  
MC-A/A  
PD-2

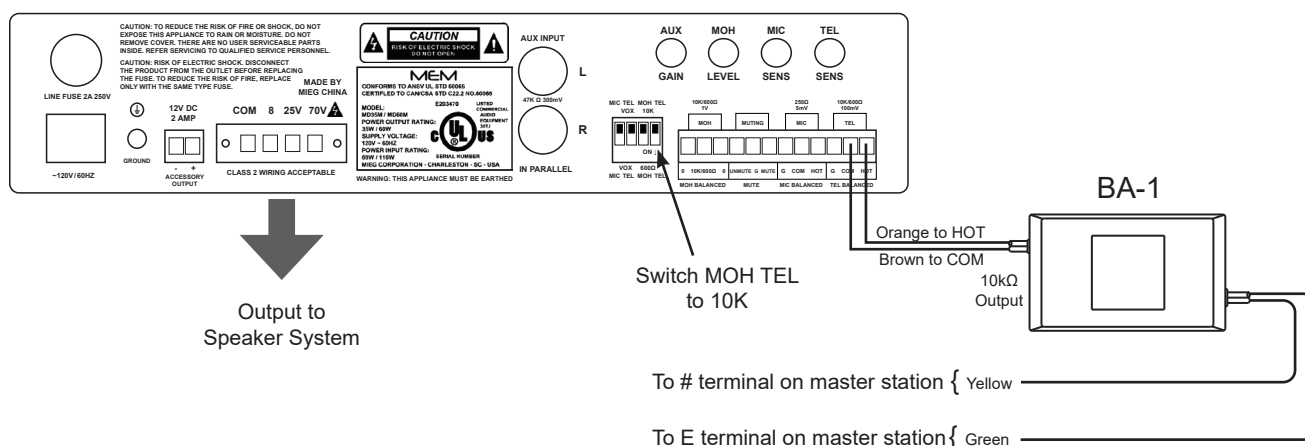
### SERIES

AX  
LEM, LEF  
MC-60/4A  
TD-H

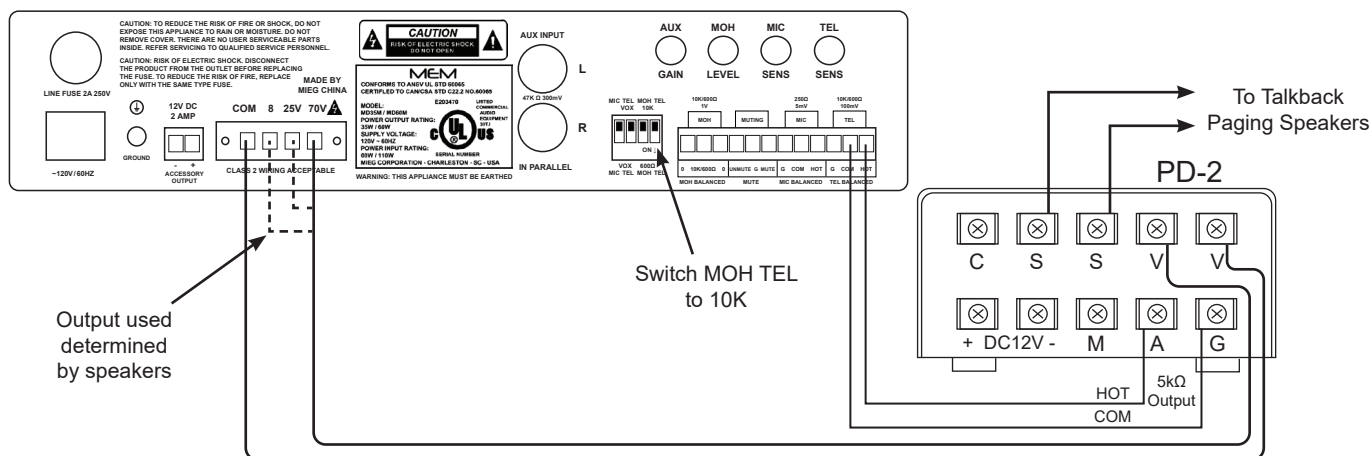
MDM Series Amps with IX | IXG Series (IX Series door stations):

[illegible]

### MDM Series Amps with the BA-1:

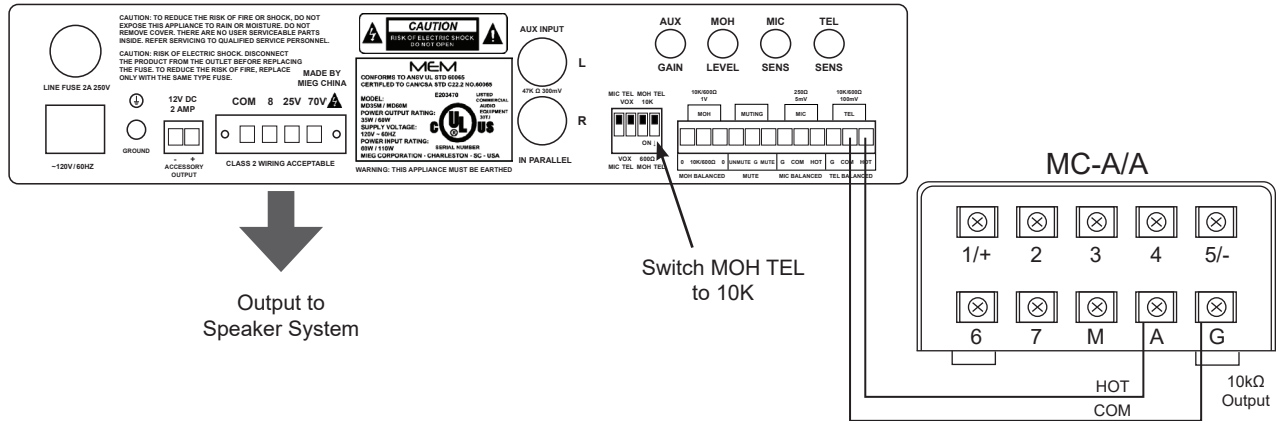


### MDM Series Amps with PD-2 on the TD-H Series:



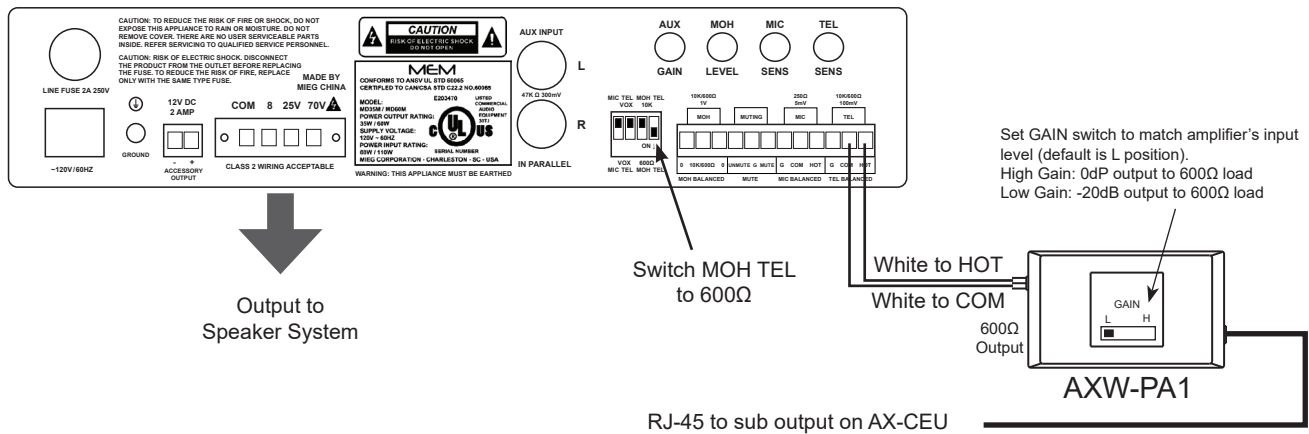
## WIRING DIAGRAM

MDM Series Amps with MC-A/A on the MarketCom Series:



## WIRING DIAGRAM

MDM Series Amps with the AXW-PA1 on the AX Series:



## SERVICE ISSUES

1. For assistance in connecting the MDM Series amplifier to an Aiphone system, contact Aiphone Technical Support at (800) 692-0200 during the hours of 6:00 am to 3:30 pm Pacific Time.
2. For other questions not associated with an Aiphone system, contact MIEG Technical Support at (843) 819-8883.

For repair service on a MDM Series amplifier provided by Aiphone, follow these steps:

1. Call MIEG at (843) 819-8883 and ask for a return authorization (RA) number.
2. Advise MIEG you purchased the unit from Aiphone and are requesting to have it evaluated for repair.
3. Provide MIEG the model number, serial number, and a brief description of the issue(s) you are experiencing.
4. Send the unit in proper packaging to MIEG address below.
5. MIEG will repair or replace the unit and return it directly to you, at no charge.
6. MDM Series amplifiers have a 5-year warranty on parts and labor.

RA#

MIEG CORPORATION

2300 CLEMENTS FERRY ROAD, SUITE 202

CHARLESTON, SC 29492

ATTN: SERVICE DEPARTMENT

SPECIFICATIONS and WARRANTY:

Refer to MDM Series Installation and Operating Instructions included with the amplifier.